



Challenging the static drawdown paradigm

How a dynamic approach may increase income stream certainty

As people transition into retirement, they naturally want to feel confident that their savings and investments will support their income needs. A common paradigm for pursuing that goal is a drawdown strategy comprised of a defined, annual withdrawal rate, applied over a set number of years, from a portfolio designed to provide an assumed rate of return sufficient to fulfill that objective.

In theory, a “set it and forget it” approach can be very appealing. The retiree can maintain a lifestyle within established income parameters. The financial advisor performs the research, modeling, portfolio construction and implementation upfront with minimal ongoing maintenance. In practice, however, a static drawdown strategy may prove to be a disservice to both the participant and the financial advisor. Portfolio volatility inherently creates a significant dispersion of potential annual returns. That means there is always some chance the retiree’s savings will be depleted earlier than expected.

Recognizing and understanding this shortfall risk puts a retiree in a better position to manage it.

The static drawdown drawback

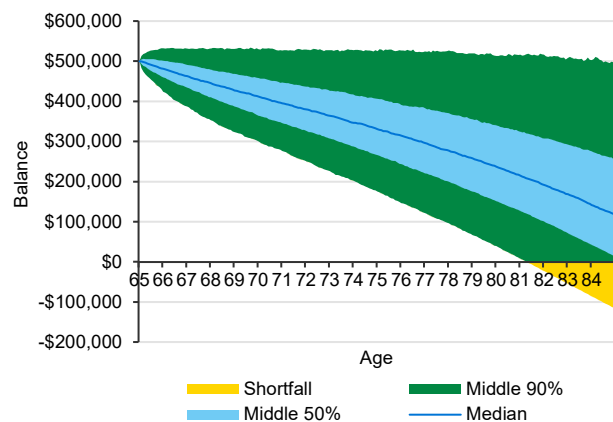
A static drawdown strategy entails one inescapable flaw. That is the potential difference between expected portfolio returns and actual market performance year to year. Withdrawing the same or slightly increasing amounts from a retirement portfolio each year materially increases the uncertainty of maintaining savings over a long retirement period.

Consider this hypothetical example: An individual with \$500,000 in savings spend about \$31,500 dollars a year from their balance each year for 20 years. Their advisor uses a simple calculation to determine that a 2.4% annual return would be enough to maintain that withdrawal level—and concludes that a moderate balanced fund with a 3.7%¹ expected average annual return provides more than enough growth for a “safe” drawdown strategy.

However, because we can’t predict what markets will actually do, we must examine all the possible returns for that portfolio over the next two decades. This analysis is a Monte Carlo simulation that reveals that the individual’s outcome is much less certain.

As shown in Figure 1, annual returns above or below the projected return would change the balance path over time—and the retiree would have to be prepared for any outcome within this cone of green and blue bars.

Figure 1: Static approach – static drawdown strategy (hypothetical¹)



For illustrative purposes only.

For example, the individual has a 50% chance of experiencing an outcome within the blue band and a 40% chance of ending up within either of the wider green band. In this specific example, almost 1-in-4 would run out of money before the age of 85 (as illustrated by the shortfall in yellow); and almost 1-in-50 would deplete their balance before the age of 80. In the worst cases, assuming their spending patterns didn’t change, the retiree would have a shortfall almost equal to a quarter of their starting portfolio value at 85.

Conversely, what if returns are above expectations? The participant may leave income on the table that they could use to support a more comfortable retirement lifestyle.

Instead, they could unintentionally leave a larger estate upon death.

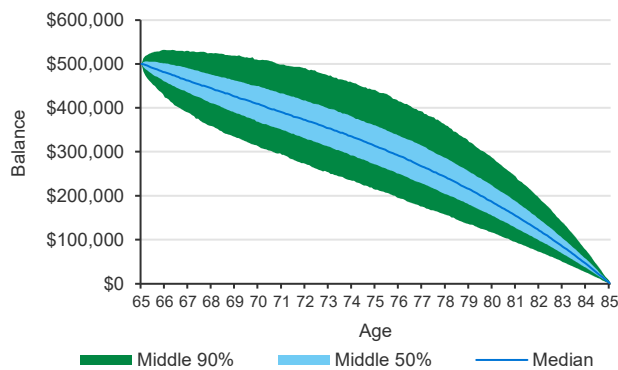
The more efficient approach

A dynamic drawdown strategy of adjusting annual withdrawals up or down based on market conditions and account balances creates a much tighter band of potential balance outcomes. In exchange for small variations in annual income, retirees can reduce the risk of outliving their savings and avoid the need for drastic changes to annual income that would disrupt their retirement lifestyle.

This approach to managing retirement income is similar to the individual's experience during their working years, when annual income may move up and down in small amounts from year to year, but rarely disappears completely.

As shown in Figure 2, under the same range of market scenarios as the previous illustration, this strategy increases likelihood that the retiree's savings will last the full 20 years to nearly 100%.

Figure 2: Dynamic approach – dynamic drawdown strategy (hypothetical¹)



For illustrative purposes only.

Managing a dynamic drawdown strategy

The key to adopting a dynamic drawdown strategy is developing a rules-based approach to adjusting annual income based on past portfolio performance, account balance, and forward-looking capital markets assumptions.

Like a static drawdown, a dynamic strategy begins by identifying an optimal balance between the desired level of income and an investment portfolio that provides the greatest certainty of maintaining that income level for a specific length of time.

- 1 Source: Legal & General Investment Management America, Inc. For illustrative purposes only. Simulations assume a hypothetical allocation to 40% Global Equity/60% Credit investment. Simulations are based on a stochastic analysis applying 6/30/21 LGIM capital market assumptions and the LGIM TRESAA Economic Scenario Generator for 3000 scenarios. The range of outcomes reflects the 90th & 50th Percentile Confidence Interval. Additional assumptions and details about methodology available upon request.
- 2 Source: "Probability of success" is a forward-looking measure used to risk-balance the income targets by adjusting for the potential that the overall strategy does not meet its objectives and therefore does not generate sufficient capital for income payment. Success probability rates are estimated and utilized in our model calculations and strategy construction for risk management purposes, but they are not a guarantee of results.

Returning to our previous example, an individual has \$500,000 saved and wants \$31,500 in annual income. Working with a financial advisor, they can select the efficient drawdown portfolio that offers a 75% chance of being able to maintain that income level for 20 years.

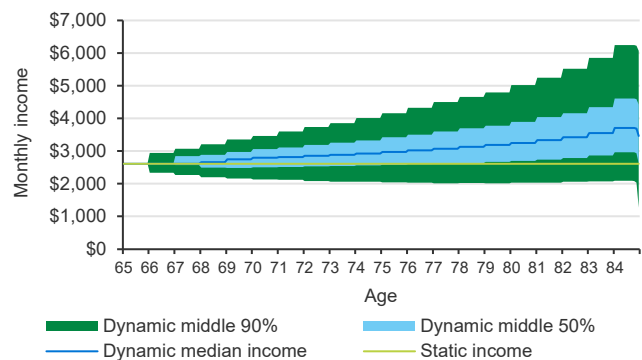
Each year, the portfolio's asset allocation and account balance are reviewed to maintain an efficient drawdown frontier. The process should also include a review of their desired income to ensure it's still a safe withdrawal level.

For example, if the portfolio's realized returns were lower than expected and forward-looking capital markets assumptions are down, they could reduce the annual income level in order to attempt to maintain the retiree's desired 75% probability.² On the other hand, if realized returns were higher than expected, and capital markets assumptions are unchanged or up, the participant of the plan may be able to increase the annual income level without necessarily increasing shortfall risk.

Establishing a threshold for acceptable variation from the targeted shortfall risk can help minimize changes to annual income. For example, this strategy might only call for changes to the annual withdrawal rate if the retiree's shortfall risk has increased or decreased from the target rate by 10%.

This carefully managed, rules-based approach helps create smaller annual increases or decreases in withdrawal levels. By tightening the account's balance path, the individual reduces the chance of experiencing a shortfall. What's more, they can translate favorable market returns into higher levels of income.

Figure 3: Income path (hypothetical¹)



For illustrative purposes only.

A clear benefit

Dynamic drawdown combined with a drawdown portfolio helps to address one of the key retirement concerns most people express: Ensuring that their savings can support their desired retirement lifestyle. By accepting variations in annual income, retirees gain greater confidence in their ability to maintain their income stream for longer, while reducing the risk inherent in a static drawdown strategy —

the potential for abrupt and substantially reduced income in order to avoid depleting savings due to poor market performance.

We're here to help

For more information about this whitepaper or LGIM America's capabilities, please contact Jimmy Veneruso at: Inquiry.DefinedContribution@lgima.com.

About LGIM America

LGIM America (LGIMA) was founded in 2006 with the purpose of helping people achieve their long-term financial goals. We offer a range of strategies to help our institutional clients (corporations, healthcare agencies, non-profit, education, public plans and Taft-Hartley) manage their investment objectives, which can range from market-based alpha-oriented strategies to those that are designed to be more liability-centric, derivative overlays, or indexed solutions. Encouraging a diverse and inclusive environment coupled with a solutions-focused culture allows us to increase our breadth of knowledge and the likelihood of improved client outcomes and stronger financial performance. We have teams of experienced, innovative professionals committed to helping plan sponsors meet their pension promises, managing investment exposures efficiently to seek enhanced returns while mitigating risks, and working to generate returns while making a positive societal difference. For further information about LGIM America, find us at www.lgima.com.

Important disclosures

This material is intended to provide only general educational information and/or market commentary. The above is intended to demonstrate, for illustrative purposes only, the effect of static vs dynamic drawdowns, and are not intended to depict or demonstrate any particular product or approach that is best. Every retiree's situation is different depending upon their assets, liabilities, other sources of income, tax situation and market factors, both foreseen and unforeseen. Please consult your professional advisors, including investment advisers and tax advisors for additional information. This presentation represents the thoughts and opinions of Legal & General Investment Management America, Inc. There is no guarantee that the drawdown strategies described will achieve desired incomes in whole or in part or within the timing proposed. Further, there is no guarantee that the use of either strategy will prevent the total loss of principal.

The results herein are based on simulated or hypothetical assumptions that have certain inherent limitations. One of the limitations of hypothetical performance results is that they are derived from historical data and generally prepared with the benefit of hindsight. In addition, hypothetical trading does not involve financial risk, and therefore, no hypothetical trading record can completely account for the impact of financial risk in actual trading. For example, the ability to withstand losses or to adhere to a particular trading program in spite of trading losses are material points which can also adversely affect actual trading results. There are numerous other factors related to the markets in general or to the implementation of any specific trading program which cannot be fully accounted for in the preparation of hypothetical performance results and all of which can adversely affect actual trading results. No representation is being made that any account will or is likely to achieve profits or losses similar to these being shown. In fact, there are frequently sharp differences between hypothetical performance results and the actual results subsequently achieved by any particular trading program.

The hypothetical simulations presented apply LGIM TRESAA Economic Scenario Generator assumptions as well as other assumptions which are available upon request. Hypothetical results are for illustrative purposes, not actual performance of any product or its underlying strategies.

In certain strategies, LGIMA may utilize derivatives, which inherently include a higher level of risk than other investments and present a substantial risk of loss. Investors should consider these risks with the understanding that the strategy may not be successful in all market conditions.

The material is for informational purposes only and should not be construed as a solicitation to buy or sell any securities, financial instrument or to provide any investment advice or service. Legal & General Investment Management America, Inc. does not guarantee the timeliness, sequence, accuracy or completeness of information included.

Unless otherwise stated, references herein to "LGIM", "we" and "us" are meant to capture the global conglomerate that includes Legal & General Investment Management Ltd. (a U.K. FCA authorized adviser), LGIM International Limited (a U.S. SEC registered investment adviser and U.K. FCA authorized adviser), Legal & General Investment Management America, Inc. (a U.S. SEC registered investment adviser) and Legal & General Investment Management Asia Limited (a Hong Kong SFC registered adviser).

Views and opinions expressed herein are as of the date set forth above and may change based on market and other conditions. The material being presented is confidential and intended for the person to whom it has been delivered and may not be reproduced or distributed. The material is for informational purposes only and should not be construed as a solicitation to buy or sell any securities, financial instrument or to provide any investment advice or service. Legal & General Investment Management America, Inc. does not guarantee the timeliness, sequence, accuracy or completeness of information included. Past performance should not be taken as an indication or guarantee of future performance and no representation, express or implied, is made regarding future performance.